

Let's  
Put  
Voters  
First

**Amber McReynolds**

NASED/NASS – Winter 2019

@AmberMcReynolds | [amber@voteathome.org](mailto:amber@voteathome.org)

@VoteAtHome | VoteAtHome.org

**VOTE**  **HOME**

 NATIONAL

# Aging Machines, Crowds, Humidity: Problems at the Polls Were Mundane but Widespread

by Ian MacDougall, Jessica Huseman, and Isaac Arnsdorf, Nov. 7, 6:04 p.m. EST



DISPATCH

Voting  
Americ

## Fulton County machines ... he

By: Aaron Diamant

POSTED 8:02 AM, 1

Updated: Nov 7, 2018 - 7:59 AM

Voters are running in

NOV

Nov. 6, 2018, at 10:51 p

Pliny vote  
machines




VIDEO

LIVE

SHOWS

## Voter help hotline gets 1 place issues, other conce

By DEVIN DWYER and JANET WEINSTEIN Nov 6, 2018, 11:02 AM ET



Voting is about Customer Service....  
Operational Efficiency....  
and Innovation

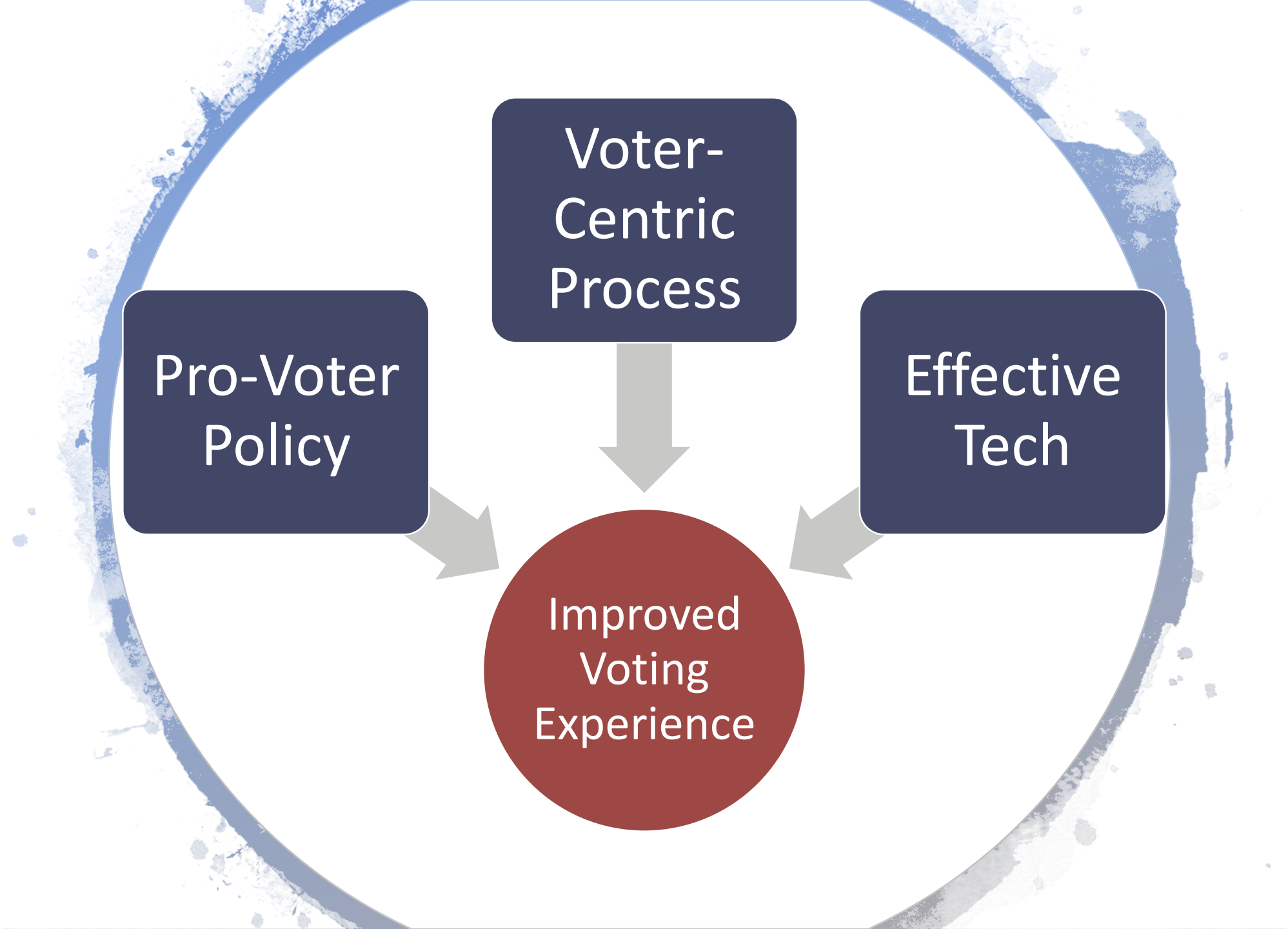


Pro-Voter  
Policy

Voter-  
Centric  
Process

Effective  
Tech

Improved  
Voting  
Experience



# 2018 Mid-term Election Turnout

Bold solid outlines are V@H states

Dashed are majority mailed-out ballot states

## Rankings & Comments

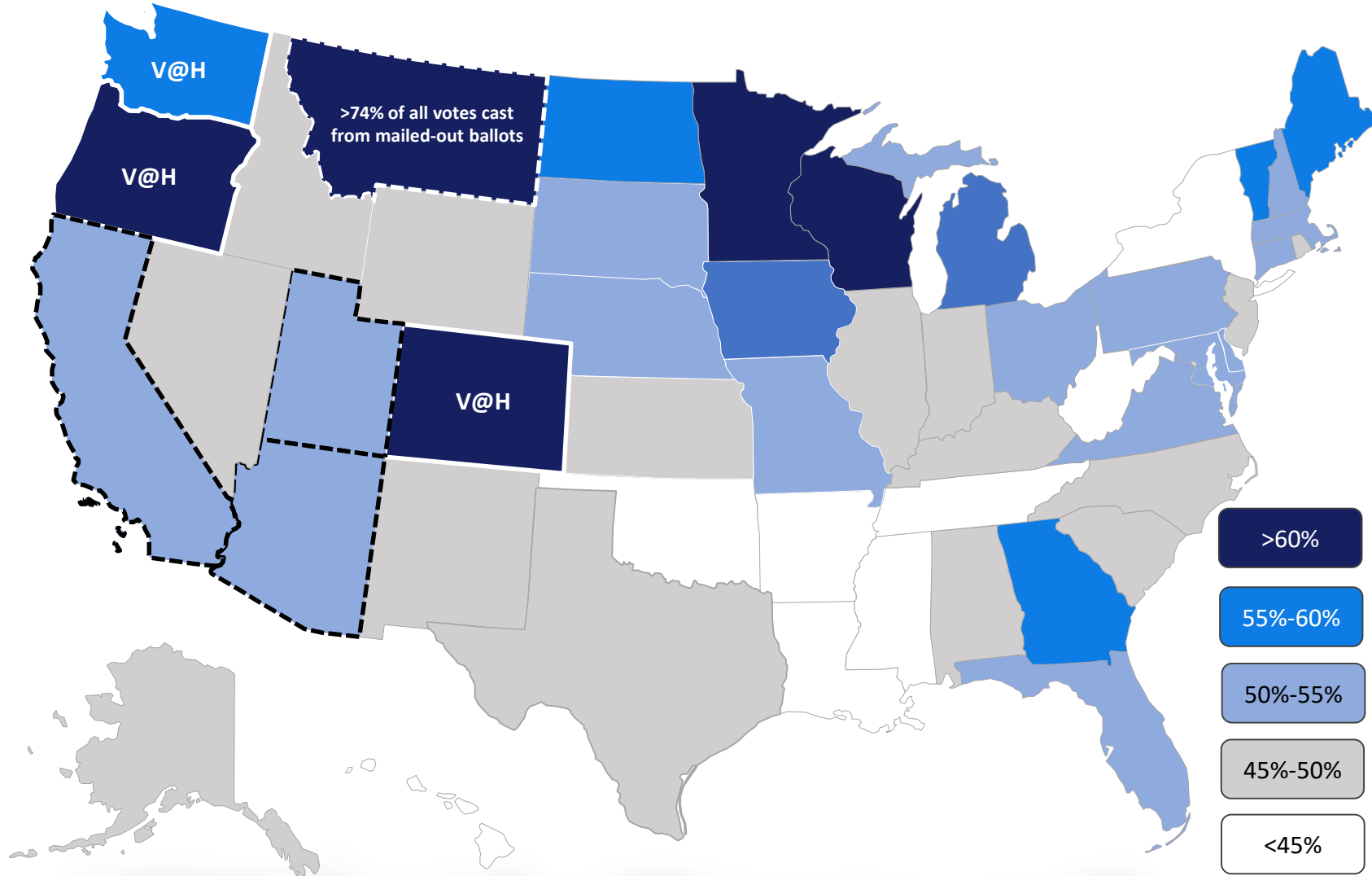
- #1: MN – 64.3%
- #2: CO – 62.9% (V@H)
- #3: MT – 62.1%
- #4: OR – 61.5% (V@H)
- #5: WI – 61.2%
- #6: WA – 58.9% (V@H)

Both AZ & CA  
unprocessed ballots  
indicate returns ~50%.

For consistency, all data  
uses voting eligible  
population (VEP) as basis  
for % calculation

Data as of 11/30/2018

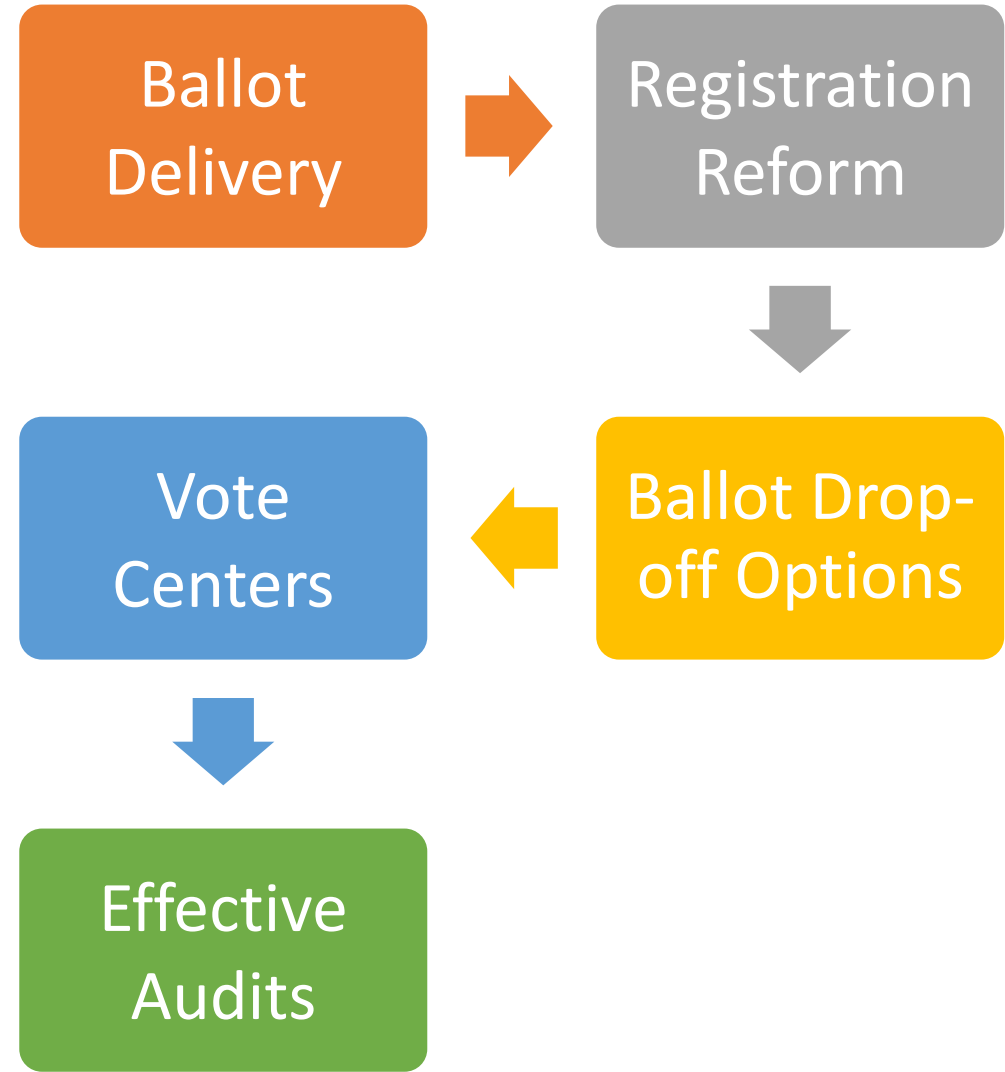
Sources: The US Election Project,  
State web sites, NVAHI estimates



# The Case for Expanding Vote at Home

- ✓ Improves the Voting Experience
- ✓ Enhances Security
- ✓ Provides Options & Choice
- ✓ Empowers the Voter
- ✓ Improves Efficiency in Election Administration, for Campaigns, & for Voters
- ✓ Increases Engagement & Turnout

# Voting Model



# Elements of an Effective Vote at Home Model

- Ballot Delivery
- Proactive Address Updates
  - NCOA
  - AVR
- Effective Cure Process (signature issues)
- Preserve in-person voting experience at Vote Centers
- Ballot drop-off options including 24 hour ballot boxes
- Electronic Delivery for UOCAVA voters & Accessible needs
- Post-Election Audits – RLA
- Pre-paid postage
- Ballot TRACE
- Civic Design
- Appropriate penalties to protect voters



# The Results



98% Reduction in  
Provisional Ballots



75% Reduction in  
Call Volume



Increase in  
Turnout



Cost Efficiency



Top Registration  
Rate

# Our Focus



Policy Design



Communications

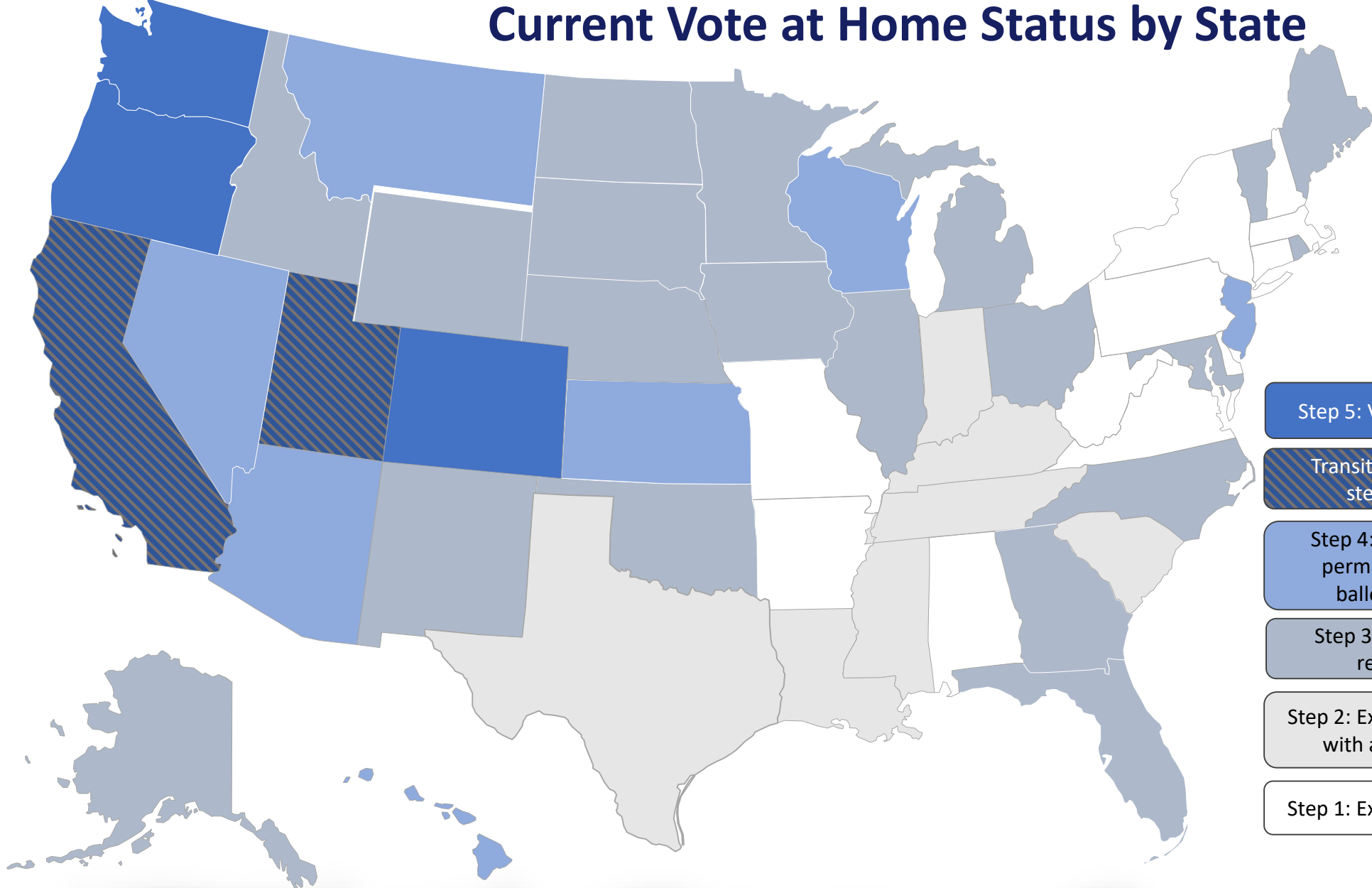


Research & Data



Implementation Support

# Current Vote at Home Status by State

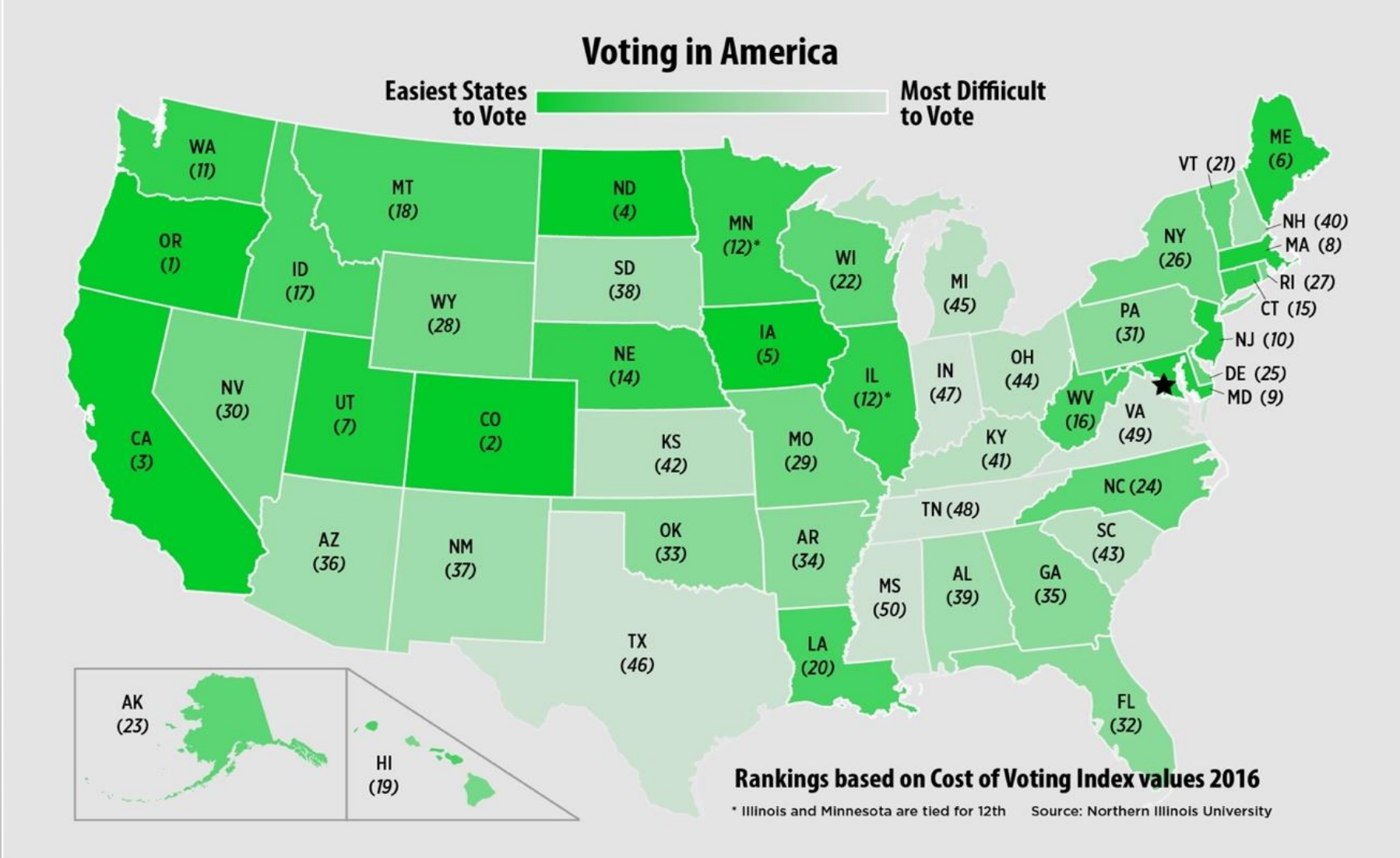


- Step 5: Vote at Home
- Transitioning from step 4 to 5
- Step 4: No Excuse, permanent mail ballot option
- Step 3: No excuse required
- Step 2: Excuse required with age waiver
- Step 1: Excuse required

**BEFORE  
ELECTION  
DAY**



## NIU ranking of US states for ease of access to voting (2016)



# **VOTE** **HOME**

**Amber McReynolds | Executive Director**  
@AmberMcReynolds | [amber@voteathome.org](mailto:amber@voteathome.org)  
@VoteAtHome | [VoteAtHome.org](http://VoteAtHome.org)